


**EMPTY STEEL  
PAINT AND  
AEROSOL CANS  
ARE  
RECYCLABLE!**

*Empty steel paint and aerosol cans are recyclable by the steel industry. Prepare them for recycling as shown below:*


**EMPTY PAINT CANS:**

- Buy the right amount of paint for the job and use it all.
- You may leave a very thin skin of paint on the bottom and sides of the can, but no more than that.
- The skin of paint must be dry.
- Remember to recycle the steel lid on the can, too, but leave it off the can.



**EMPTY AEROSOL CANS:**

- Follow usage directions so all of the product is dispensed.
- Spray nozzles do not need to be removed.
- If the aerosol can has a plastic lid, you should remove it.




*Printed on recycled paper  
with soy-based ink.  
CR-100 6/95*

**EMPTY STEEL  
PAINT AND  
AEROSOL CANS  
ARE  
RECYCLABLE!**

*Empty steel paint and aerosol cans are recyclable by the steel industry. Prepare them for recycling as shown below:*


**EMPTY PAINT CANS:**

- Buy the right amount of paint for the job and use it all.
- You may leave a very thin skin of paint on the bottom and sides of the can, but no more than that.
- The skin of paint must be dry.
- Remember to recycle the steel lid on the can, too, but leave it off the can.



**EMPTY AEROSOL CANS:**

- Follow usage directions so all of the product is dispensed.
- Spray nozzles do not need to be removed.
- If the aerosol can has a plastic lid, you should remove it.



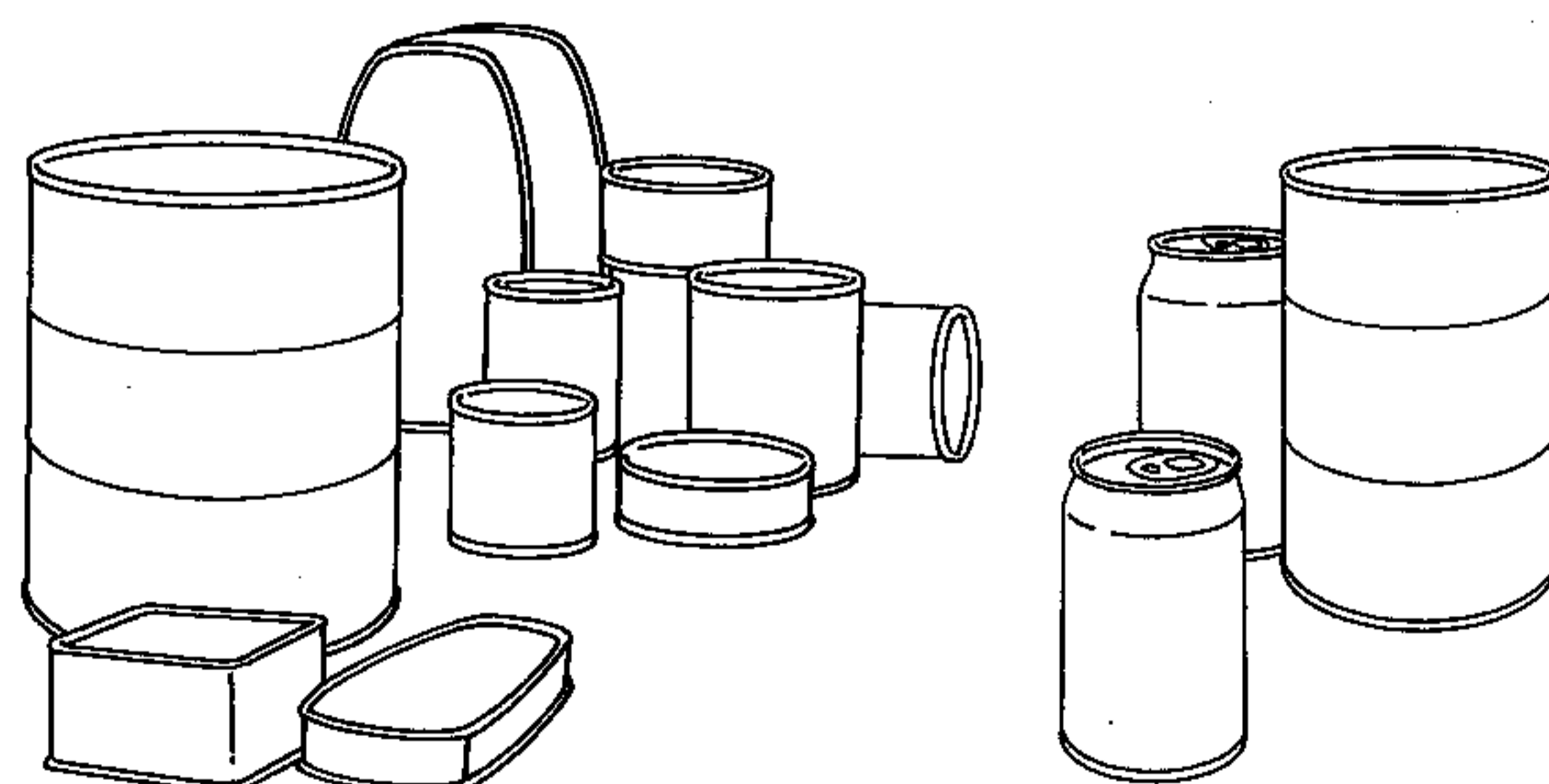
*Printed on recycled paper  
with soy-based ink.  
CR-100 6/95*

**STEEL CANS  
ARE PART  
OF YOUR  
RECYCLING  
PROGRAM!**


*Here's how you can participate:*

- Most of your food cans are made of steel: fruit, vegetables, soup, meat, juices, condiments, pet foods and others are freshly packed in steel cans. Some carbonated beverage cans are also made of steel.
- Rinse your cans. Use your leftover dishwater or place the cans in the extra space in the dishwasher so you don't waste water.
- You do not need to remove ends or labels to recycle your cans. And you do not need to flatten your cans. These choices are optional.
- The lid you take off the can to remove the food is recyclable, so tuck it back inside the can for recycling.
- Just put the steel cans in your recycling bin with the other recyclables, or in the designated bin at a drop-off location.
- The steel lids from glass and plastic bottles and jars are recyclable, too, so be sure to include them in the bin.

**The steel cans you recycle today will be made into new steel products tomorrow, including food, beverage and general purpose cans, automobiles, appliances, construction materials, and many other items.**



STEEL RECYCLING INSTITUTE  
680 Andersen Drive  
Pittsburgh, PA 15220-2700  
412/922-2772

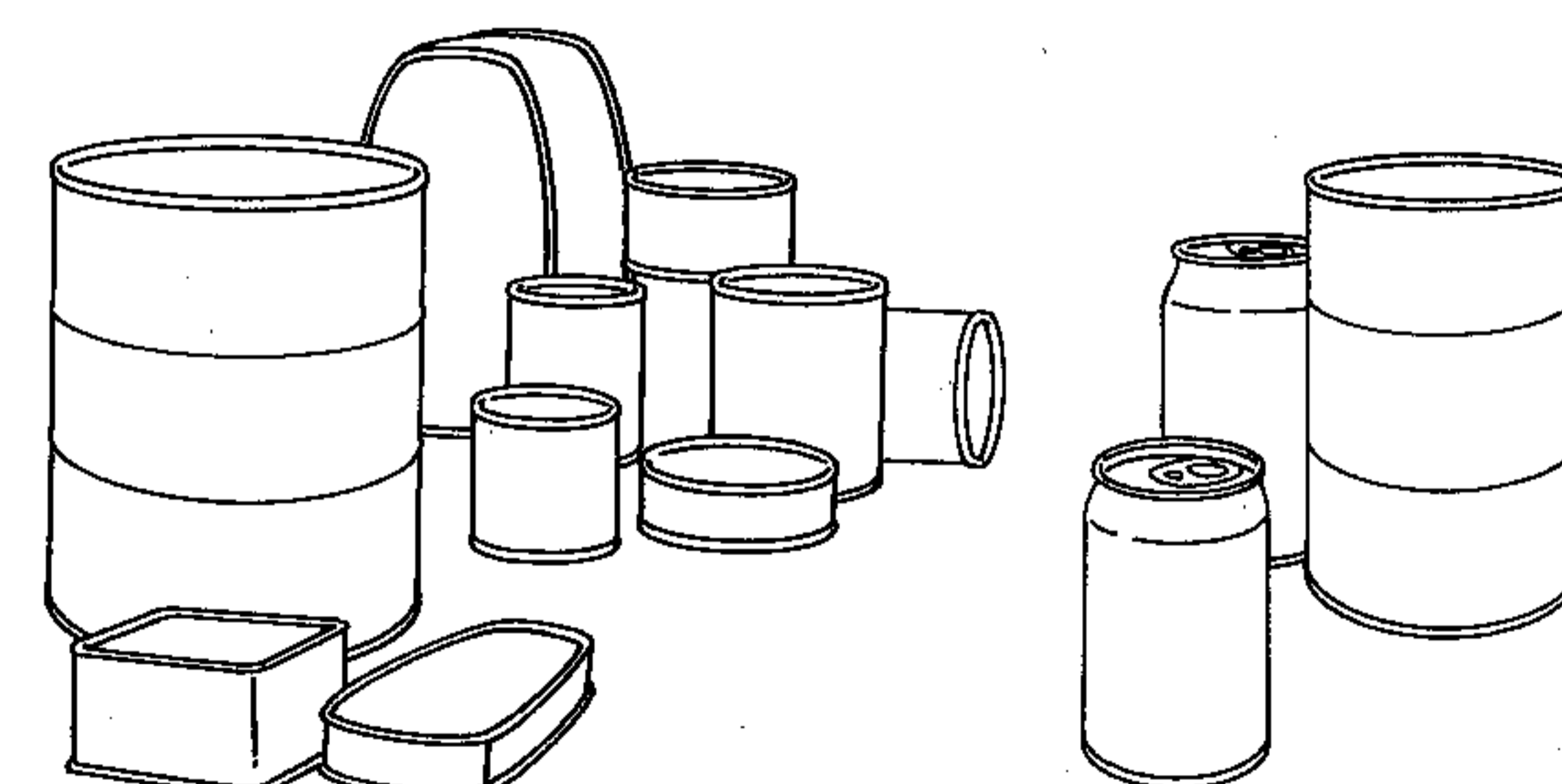


**STEEL CANS  
ARE PART  
OF YOUR  
RECYCLING  
PROGRAM!**

*Here's how you can participate:*

- Most of your food cans are made of steel: fruit, vegetables, soup, meat, juices, condiments, pet foods and others are freshly packed in steel cans. Some carbonated beverage cans are also made of steel.
- Rinse your cans. Use your leftover dishwater or place the cans in the extra space in the dishwasher so you don't waste water.
- You do not need to remove ends or labels to recycle your cans. And you do not need to flatten your cans. These choices are optional.
- The lid you take off the can to remove the food is recyclable, so tuck it back inside the can for recycling.
- Just put the steel cans in your recycling bin with the other recyclables, or in the designated bin at a drop-off location.
- The steel lids from glass and plastic bottles and jars are recyclable, too, so be sure to include them in the bin.

**The steel cans you recycle today will be made into new steel products tomorrow, including food, beverage and general purpose cans, automobiles, appliances, construction materials, and many other items.**



STEEL RECYCLING INSTITUTE  
680 Andersen Drive  
Pittsburgh, PA 15220-2700  
412/922-2772

